






# Work Clamps

	DESCRIPTION	PART NO.
<p><b>Spring Loaded 200 Amp</b></p> 	<ul style="list-style-type: none"> <li>• Spring loaded jaws</li> <li>• Copper jaws with Copper braided shunt</li> <li>• Zinc plate steel construction</li> <li>• 200 amp @ 60% duty cycle</li> <li>• Heavy duty clamp</li> <li>• M8 mounting stud</li> <li>• Jaws opening: Height 38mm; Depth 63mm</li> <li>• Suits up to 25mm<sup>2</sup> welding cable</li> </ul>	646348
<p><b>Spring Loaded 400 Amp</b></p> 	<ul style="list-style-type: none"> <li>• Spring loaded jaws</li> <li>• Copper jaws with Copper braided shunt</li> <li>• Zinc plate steel construction</li> <li>• 400 amp @ 60% duty cycle</li> <li>• Heavy duty clamp</li> <li>• M10 mounting stud</li> <li>• Jaws opening: Height 63mm; Depth 76mm</li> <li>• Suits up to 70mm<sup>2</sup> welding cable</li> </ul>	646349
<p><b>Spring Loaded 600 Amp</b></p> 	<ul style="list-style-type: none"> <li>• Spring loaded jaws</li> <li>• Copper jaws with Copper braided shunt</li> <li>• Zinc plate steel construction</li> <li>• 600 amp @ 60% duty cycle</li> <li>• Heavy duty clamp</li> <li>• M10 mounting stud</li> <li>• Jaws opening: Height 76mm; Depth 76mm</li> <li>• Suits up to 95mm<sup>2</sup> welding cable</li> </ul>	646350
<p><b>'G' Clamp 500 Amp</b></p> 	<ul style="list-style-type: none"> <li>• All brass construction with Steel fixing screw</li> <li>• 500 amp @ 60% duty cycle</li> <li>• Compact, durable clamp</li> <li>• Jaws opening: Height 42mm; Depth 40mm</li> <li>• Suits up to 95mm<sup>2</sup> welding cable</li> </ul>	646351
<p><b>Tong Clamp 500 Amp</b></p> 	<ul style="list-style-type: none"> <li>• All brass construction with Copper shunt</li> <li>• 500 amp @ 60% duty cycle</li> <li>• M8 mounting stud</li> <li>• Jaws opening: Height 100mm; Depth 140mm</li> <li>• Suits up to 70mm<sup>2</sup> welding cable</li> </ul>	646352