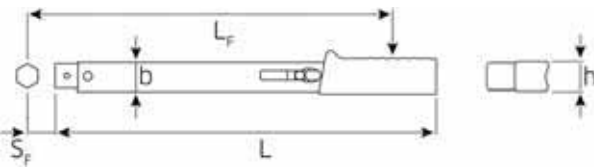


## Service MANOSKOP® 730

- click-type
  - mount for interchangeable insert/shell tools
  - QuickRelease safety lock (sizes 5-65)
  - rapid setting (sizes 2-65)
  - dual stop signal
  - twin scales N·m/ft·lb and N·m/in·lb (sizes 5-80)
  - the measuring element is only under load while force is being applied, no need for manual reset to zero
  - can be applied for either clockwise or anticlockwise tightening by turning the inserts over
- 215-221
- any force applied to the tool after the 'click' or applied in the opposite direction to the current function – e.g. forcible loosening of a jammed screw - does not act on the trigger mechanism and cannot cause damage to it.
  - calibration using perfectControl calibrating unit No 7794 or calibration system No 7706. Adjustment without disassembly.
  - with certificate
  - display deviation value  $\pm 4\%$

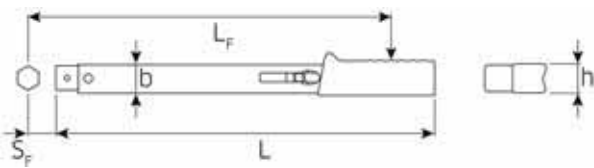
### 730 Basic wrenches with tool carrier for insert tools



730/2

Code	size				mm	b mm	h mm	L mm	L <sub>F</sub> mm	S <sub>F</sub> mm	Δ∅ g
50 18 0002	2	4-20 N·m	0.5 N·m		9x12	27.5	23	178.5	174	17.5	315
50 18 0004	4	8-40 N·m	1 N·m		9x12	27.5	23	222	218	17.5	395
50 58 0001	a/2-1	17.5-87.5 in·lb	2.5 in·lb		9x12	27.5	23	178.5	174	17.5	315
50 58 0002	a/2	30-175 in·lb	5 in·lb		9x12	27.5	23	178.5	174	17.5	315
50 58 0004	a/4	70-350 in·lb	10 in·lb		9x12	27.5	23	222	218	17.5	395

5



730/5

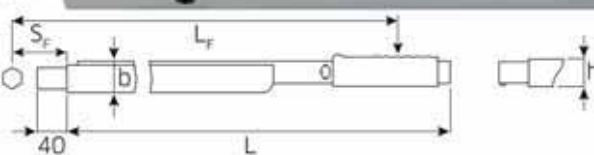
Code	size					mm	b mm	h mm	L mm	L <sub>F</sub> mm	S <sub>F</sub> mm	Δ∅ g
50 18 0005	5	6-50 N·m	5-36 ft·lb	2 N·m	1 ft·lb	9x12	28	23	315	288	17.5	805
50 18 0010	10	20-100 N·m	15-72.5 ft·lb	2.5 N·m	2.5 ft·lb	9x12	28	23	370	343	17.5	965
50 18 0012	12	25-130 N·m	20-95 ft·lb	2.5 N·m	2.5 ft·lb	14x18	28	23	410	390	25	1100
50 18 0020	20	40-200 N·m	30-145 ft·lb	5 N·m	5 ft·lb	14x18	28	23	455	435	25	1250
50 18 0040	40	80-400 N·m	60-300 ft·lb	10 N·m	10 ft·lb	14x18	28	23	590	570	25	1880
50 18 0065	65*	130-650 N·m	100-480 ft·lb	20 N·m	20 ft·lb	14x18	30.6	25.6	875	855	25	3280
50 18 1565	II/65	130-650 N·m	100-480 ft·lb	20 N·m	20 ft·lb	22x28	30.6	25.6	897	907	55	3700
50 58 0005	a/5	6-50 N·m	50-440 in·lb	2 N·m	10 in·lb	9x12	28	23	315	288	17.5	805
50 58 0010	a/10	20-100 N·m	180-880 in·lb	2.5 N·m	20 in·lb	9x12	28	23	370	343	17.5	965
50 58 0012	a/12	25-130 N·m	225-1150 in·lb	2.5 N·m	25 in·lb	14x18	28	23	410	390	25	1100
50 58 0020	a/20	40-200 N·m	350-1750 in·lb	5 N·m	50 in·lb	14x18	28	23	455	435	25	1250

\* recommended ratchet insert tool No 735/40HD

### 730/80 Basic wrench with tool carrier for shell tools



730/80



Code					mm	b mm	h mm	L mm	L <sub>F</sub> mm	S <sub>F</sub> mm	Δ∅ g
50 18 0080	160-800 N·m	120-600 ft·lb	20 N·m	20 ft·lb	24.5x28	46	43	970	990	95	5377

Use shell adaptor No 7370/80 to make 14 x 18 mm insert tools fit.