

BEAVER LIFTALL ELECTRIC CHAIN HOISTS AND TROLLEYS (CONT'D)

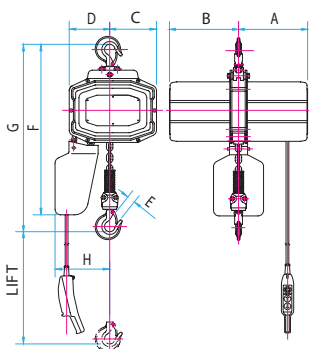
BEAVER LIFTALL ELECTRIC HOISTS

Model Type: BEL-1. 240 volt 50Hz (Single Phase Models) Complies to AS 1418.2

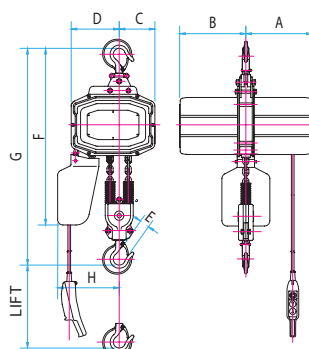
Product Code	Rated Capacity (kg)	Lift Height m	Lifting Speed m/min 50Hz	Hoist Motor Single Phase			Load Chain		Test Load Tonne	Min. Headroom G mm Max.	Min. Weight (kg) Approx.	Std Pendant Length m
				Output (kw) 50Hz	Ins Class	% ED	Dia. mm	No. of falls				
BEL1053S	500	3	5	0.6	E	40	7.0	1	0.625	545	64	2
BEL1056S	500	6	5	0.6	E	40	7.0	1	0.625	545	68	5
BEL1103S	1000	3	5	1.2	E	40	7.0	1	1.25	595	65	2
BEL1106S	1000	6	5	1.2	E	40	7.0	1	1.25	595	69	5
BEL1203SD	2000	3	2.5	1.2	E	40	7.0	2	2.5	700	72	2
BEL1206SD	2000	6	2.5	1.2	E	40	7.0	2	2.5	700	79	5
BEL1303ST	3000	3	1.3	1.2	E	40	7.0	3	3.75	790	80	2
BEL1306ST	3000	6	1.3	1.2	E	40	7.0	3	3.75	790	90	5

Product Code	Rated Capacity (kg)	Major Dimensions Approx. mm							
		A	B	C	D	E	F	H	
BEL1053S	500	249	249	168	146	25	565	195	
BEL1056S	500	249	249	168	146	25	565	195	
BEL1103S	1000	249	249	168	146	30	614	195	
BEL1106S	1000	249	249	168	146	30	614	195	
BEL1203SD	2000	249	249	180	134	33	665	235	
BEL1206SD	2000	249	249	180	134	33	665	235	
BEL1303ST	3000	249	249	180	134	41	760	360	
BEL1306ST	3000	249	249	180	134	41	760	360	

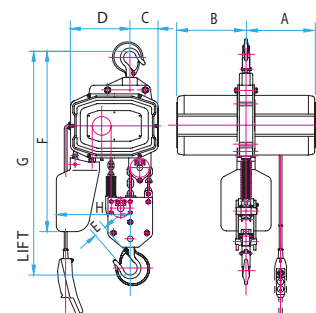
Longer lift heights are available on request. Pendant length is 1 metre less than lift height (as Standard).
All hoists supplied with top suspension hook. IP 54 rating on all hoists.



500kg & 1,000kg - Single Fall



2,000kg - Double Fall



3,000kg - Triple Fall