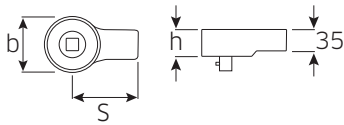
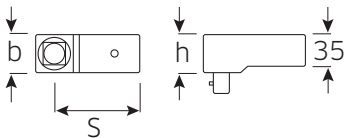


735/80 Ratchet shell tool

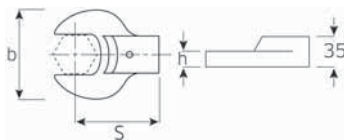
with push through square drive, 30 teeth.



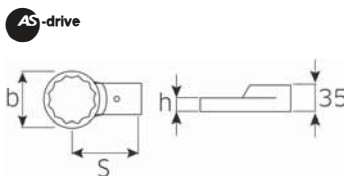
Code	"	mm	b mm	h mm	S mm	Δ g
58 25 00 80	3/4	24,5x28	76	43	95	2000

734/80 Square drive shell tool


Code	"	mm	b mm	h mm	S mm	Δ g
58 24 00 80	3/4	24,5x28	42	42	95	1200

731/80 Open ended shell tools


Code	mm	mm	b mm	h mm	S mm	Δ g
58 21 80 24	24	24,5x28	50	13	95	601
58 21 80 27	27	24,5x28	56	14	95	620
58 21 80 30	30	24,5x28	63	15	95	655
58 21 80 32	32	24,5x28	67	15	95	670
58 21 80 34	34	24,5x28	72	15	95	699
58 21 80 36	36	24,5x28	74	15	95	740
58 21 80 41	41	24,5x28	84	16	95	810
58 21 80 46	46	24,5x28	94	17	95	867
58 21 80 50	50	24,5x28	104	18	95	1010
58 21 80 55	55	24,5x28	114	19	95	1150
58 21 80 60	60	24,5x28	124	20	95	1330

732/80 Ring shell tools


Code	mm	mm	b mm	h mm	S mm	Δ g
58 22 80 24	24	24,5x28	36	15	95	605
58 22 80 27	27	24,5x28	40.5	15	95	610
58 22 80 30	30	24,5x28	46	16	95	630
58 22 80 32	32	24,5x28	49	16	95	635
58 22 80 34	34	24,5x28	52	17	95	650
58 22 80 36	36	24,5x28	54	17	95	650
58 22 80 41	41	24,5x28	61	18	95	675
58 22 80 46	46	24,5x28	66	19	95	720
58 22 80 50	50	24,5x28	75	20	95	803
58 22 80 55	55	24,5x28	84	21	95	889
58 22 80 60	60	24,5x28	93	22	95	995

732a/80 Ring shell tools

AS-drive

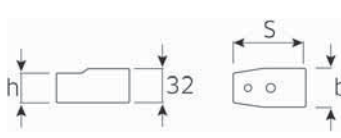
Code	"	mm	b mm	h mm	S mm	Δ g
58 62 80 46	15/16 ¹⁾	24,5x28	36	14	95	604
58 62 80 50	1 1/16 ¹⁾	24,5x28	40.5	14	95	608

¹⁾ for jet engine pins (Airbus A320/A321)

7370/80 Shell adaptor

for attaching 14 x 18 mm insert tools.

Caution! Modified settings on torque wrench (refer to note on p. 197).



Code	mm	mm	b mm	h mm	S mm	Δ g
58 29 00 80	24,5x28	14x18	36	26	70	281

1822 Tool holder

with tool carrier to receive insert/shell tools (without torque function).



Code	mm	L mm	Δ g
18 22 00 03	24,5x28	1000	2000

540a HD CROW-FOOT spanners Heavy Duty

For particularly high loadings, e.g. stainless steel screw fittings.

Full use of jaws in conjunction with standard ratchets.

Caution! Modified settings on torque wrench (refer to note on page 197), chrome plated. Supplied without ratchet.



Code	"	"	L mm	b mm	a mm	S mm	Δ g	box
02 50 10 34	9/16	3/8	43.4	32	11	26.8	72	1
02 50 10 36	5/8	3/8	45	34.8	11	27.7	79	1
02 50 10 38	11/16	3/8	47.2	38	11	28.6	87	1
02 50 10 42	13/16	3/8	51	46.4	11	30.5	114	1
02 50 10 44	7/8	3/8	52	48	11	31.3	118	1
02 50 10 46	15/16	3/8	54	51.2	11	32.3	130	1
02 50 10 48	1	3/8	56	53.4	11	33.2	137	1
02 50 10 50	1 1/16	3/8	57	53.8	11	34.1	136	1
02 50 10 52	1 1/8	3/8	59	53.8	11	35	140	1
02 50 10 56	1 1/4	3/8	62	60	11	36.8	168	1
02 50 10 62	1 7/16	3/8	66.5	66	11	39.6	192	1
03 50 10 64	1 1/2	1/2	76	70	16	45	358	1
03 50 10 69	1 13/16	1/2	85	84	16	49.6	470	1
03 50 10 72	2	1/2	89	90	16	52.3	505	1
03 50 10 74	2 1/8	1/2	91.5	92.8	16	54.2	523	1
03 50 10 75	2 3/16	1/2	93	96	16	55.1	545	1
03 50 10 76	2 1/4	1/2	95	99	16	56	568	1