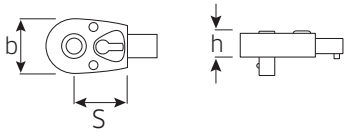


Insert/shell tools

725QR/20 QuickRelease ratchet insert tool



reversible, with QuickRelease safety lock, 36 teeth.

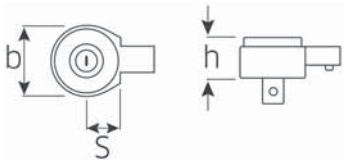


Code	size	"	mm	b mm	h mm	S mm	M N·m	ΔΔ g
58 25 30 20	20	1/2	14x18	41	22.3	38.5*	200	325

* Caution! Modified settings on torque wrench (refer to note on page 197).

735 Ratchet insert tools, fine tooth

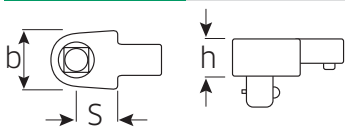
reversible, 60 teeth.



Code	size	"	mm	b mm	h mm	S mm	M N·m	ΔΔ g
58 25 00 20	20	1/2	14x18	43	26	25	300	302
58 25 00 40	40	3/4	14x18	50	31.5	25	400	510
58 25 00 65	40HD	3/4	14x18	58	36	30*	650	737

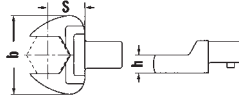
* Caution! Modified settings on torque wrench (refer to note on page 197).

734 Square drive insert tools



Code	size	"	mm	b mm	h mm	S mm	M N·m	ΔΔ g
58 24 00 20	20	1/2	14x18	27	18	25	300	203
58 24 00 40	40	3/4	14x18	40	25	25	650	396

731/40 Open ended insert tools



Code	mm	mm	b mm	h mm	S mm	ΔΔ g
58 21 40 13	13	14x18	30	7	25	128
58 21 40 14	14	14x18	35	8	25	129
58 21 40 15	15	14x18	35	8	25	132
58 21 40 16	16	14x18	38	9	25	140
58 21 40 17	17	14x18	38	9	25	136
58 21 40 18	18	14x18	42	10	25	147
58 21 40 19	19	14x18	42	10	25	145
58 21 40 21	21	14x18	50	11	25	171
58 21 40 22	22	14x18	50	11	25	165
58 21 40 24	24	14x18	53	12	25	167
58 21 40 25	25	14x18	53	12	25	170
58 21 40 27	27	14x18	60	13	30*	219
58 21 40 30	30	14x18	66	14	30*	245
58 21 40 32	32	14x18	66	14	32.5*	246
58 21 40 34	34	14x18	66	14	32.5*	239
58 21 40 36	36	14x18	74	15	32.5*	275
58 21 40 38	38	14x18	74	15	32.5*	265
58 21 40 41	41	14x18	82	15	36.5*	307

* Caution! Modified settings on torque wrench (refer to note on page 197).

731a/40 Open ended insert tools

Code	"	mm	b mm	h mm	S mm	ΔΔ g
58 61 40 28	7/16	14x18	30	7	25	127
58 61 40 32	1/2	14x18	30	7	25	125
58 61 40 34	9/16	14x18	35	8	25	129
58 61 40 36	5/8	14x18	38	9	25	136
58 61 40 38	11/16	14x18	42	10	25	148
58 61 40 40	3/4	14x18	42	10	25	144
58 61 40 42	13/16	14x18	50	11	25	171
58 61 40 44	7/8	14x18	50	11	25	165
58 61 40 46	15/16	14x18	53	12	25	177
58 61 40 48	1	14x18	60	13	30*	224
58 61 40 52	1 1/8	14x18	66	14	30*	258

* Caution! Modified settings on torque wrench (refer to note on page 197).

STAHLWILLE insert tools.
More diversity. More options.

